

## Immigrants in the U.S.: A Powerful Force

Margaret O'Donnell

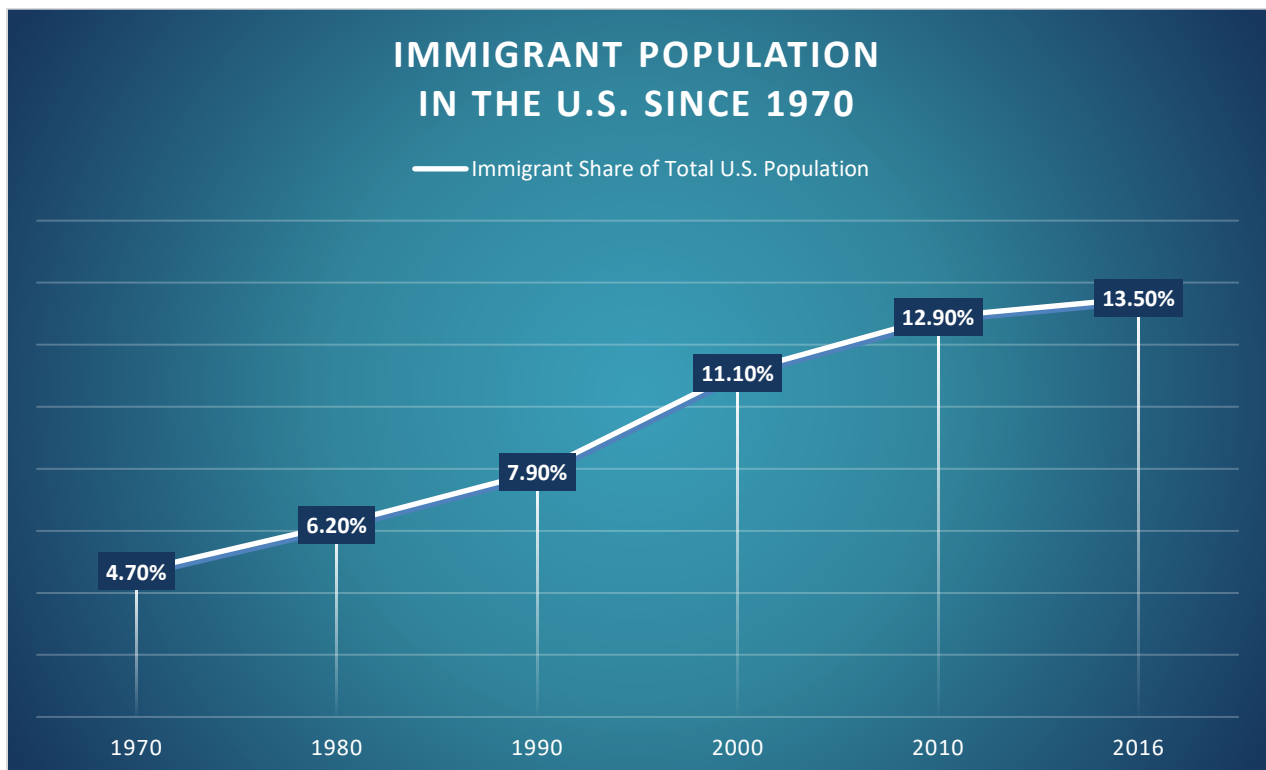
IMMIGRATION ATTORNEY

655 S. Orcas St. Suite 210 | Seattle, WA 98108

206-774-8758

Immigrants now make up 13.5% of the US population—a number that has nearly tripled since 1970! This data, along with many other fascinating facts about the US immigration population, appears in [Frequently Requested Statistics on Immigrants and Immigration in the United States](#), a publication released by the Migration Policy Institute (MPI) this month.

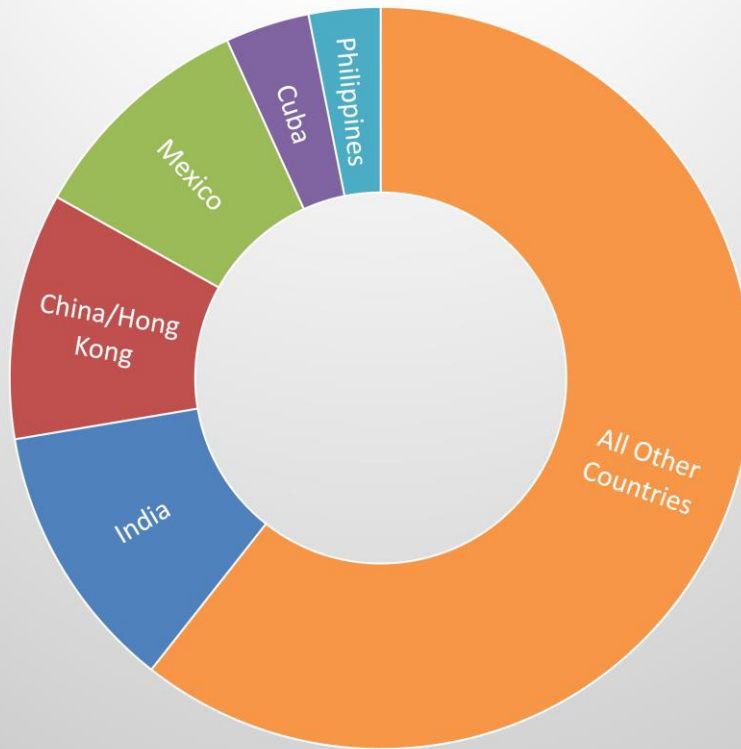
This incredible resource draws on data from a variety of sources and features links to interactive maps, charts and data tools that can be customized to narrow down data by state and even by county. In this newsletter, we highlight a sampling of statistics from the MPI publication, including data on immigrants here in Washington State. Check out the charts below, and visit [MPI's website](#) to explore more!



[Source](#)

## WHERE ARE NEW IMMIGRANTS FROM?

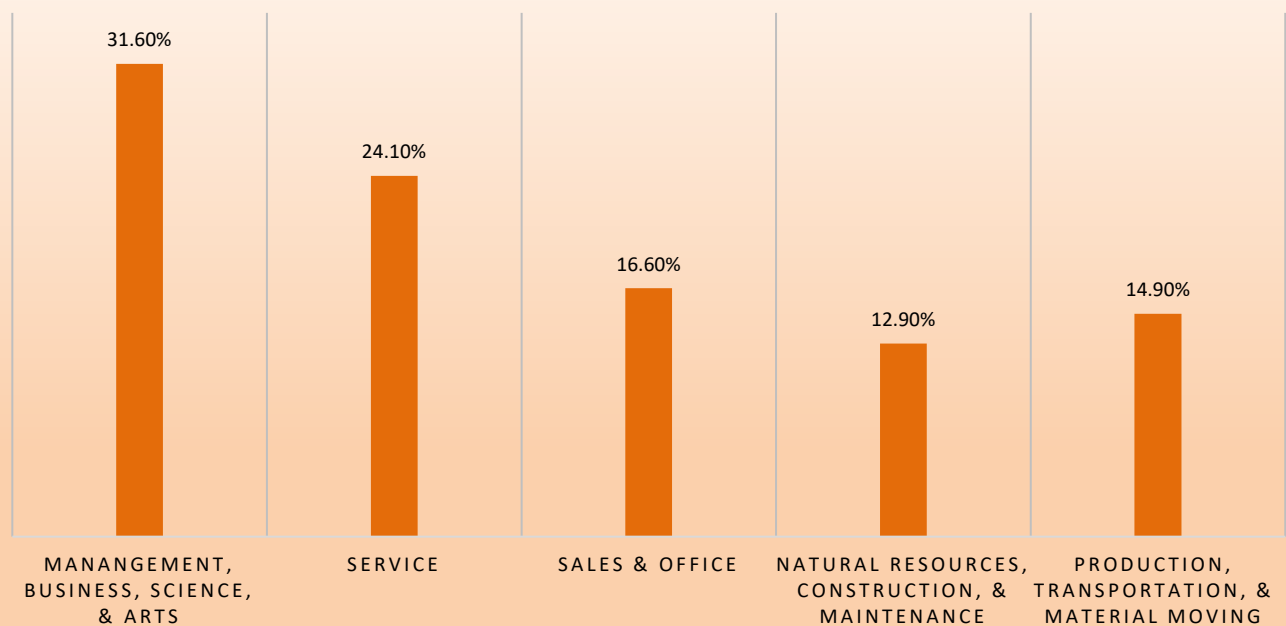
Home Countries of Immigrants Who Moved to the U.S. in 2016



[Source](#)

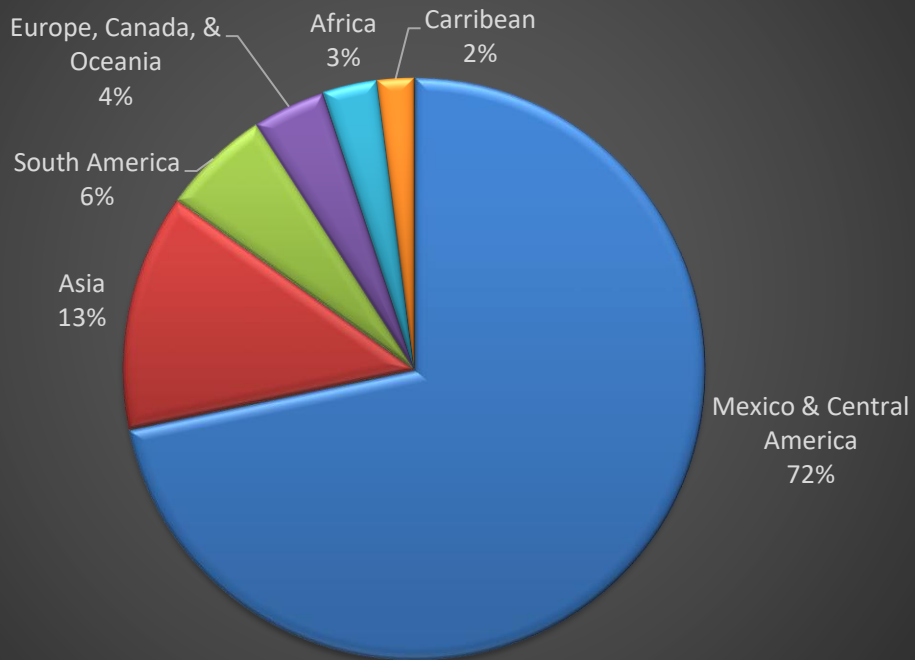
## WHAT JOBS DO IMMIGRANTS DO?

Percentage of Foreign-Born Workers in the Civilian Labor Force



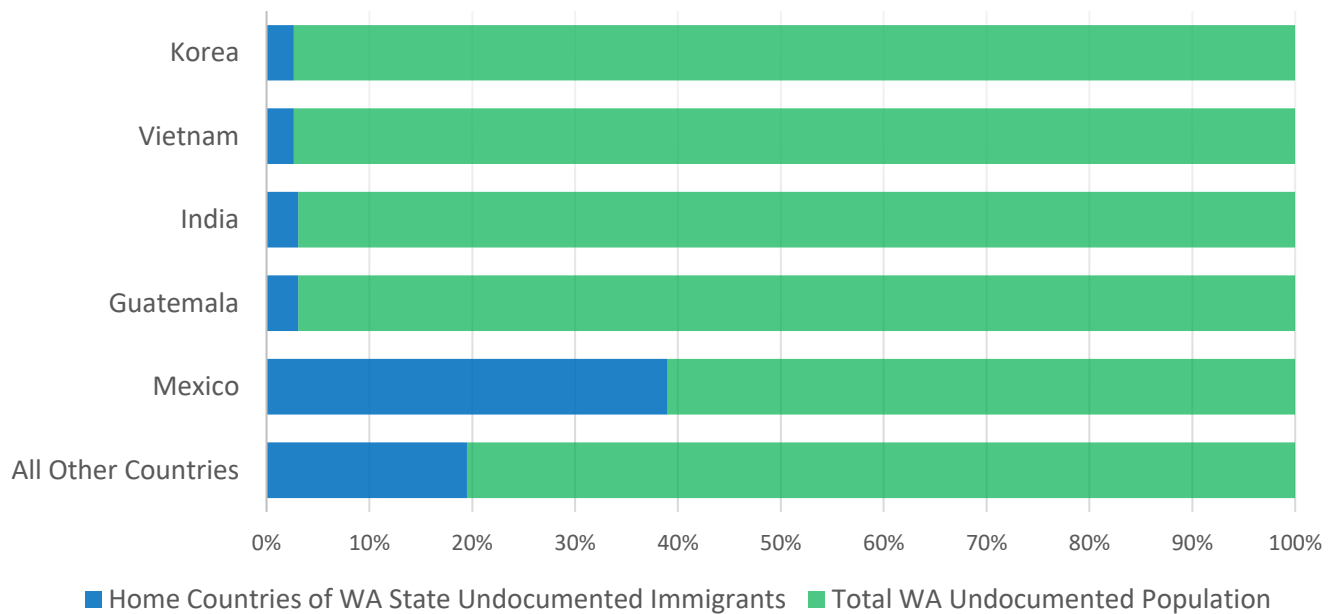
[Source](#)

## WHERE ARE UNDOCUMENTED IMMIGRANTS FROM?



[Source](#)

## WHERE ARE WA STATE UNDOCUMENTED IMMIGRANTS FROM?



[Source](#)

## HOW MANY CHILDREN IN THE US HAVE IMMIGRANT PARENTS?

■ Children Under 18 With At Least One Immigrant Parent

PERCENTAGE OF ALL US CHILDREN



[Source](#)

For more data, visit:

[Frequently Requested Statistics on Immigrants and Immigration in the United States](#)

For appointments call 206-774-8758 or email  
[info@globallawadvocates.com](mailto:info@globallawadvocates.com)

To unsubscribe, please e-mail  
[lbotz@globallawadvocates.com](mailto:lbotz@globallawadvocates.com)

Facebook.com/globallawadvocates



©Global Law Advocates PLLC 2018